

LEGEND

Existing Tree to be retained

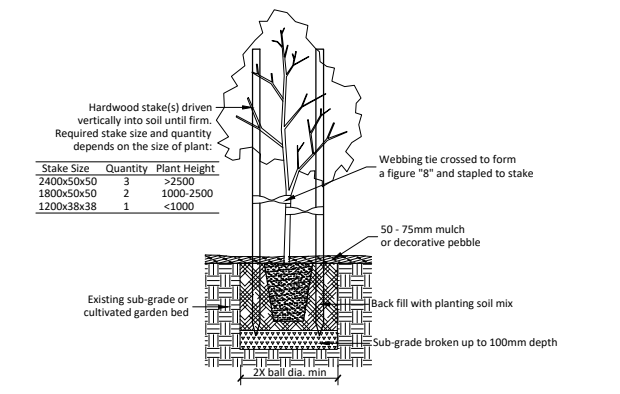
Proposed Turf

Proposed Mulched Garden

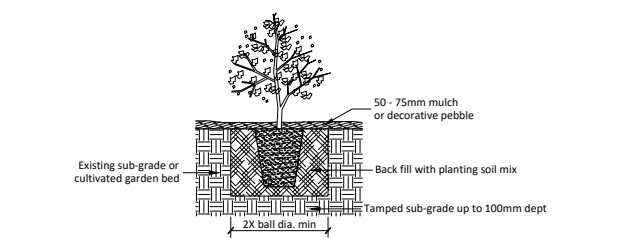
Proposed Driveway

Surface Drainage

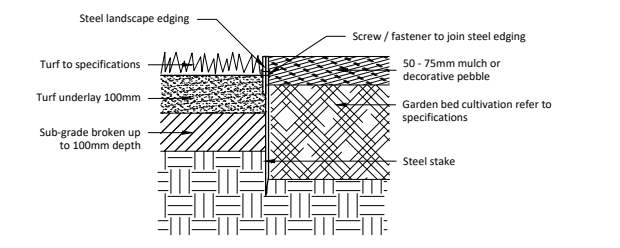
Paving



TYPICAL TREE PLANTING DETAILS
Scale: 1/40



TYPICAL SHRUB PLANTING DETAILS
Scale: 1/40



TYPICAL STEEL EDGING DETAILS
Scale: 1/20

LANDSCAPING NOTES & SPECIFICATIONS

1. GENERAL NOTES & SITE PREPARATION

- This drawing is to be read in conjunction with all architectural, hydraulics, service plans, survey, and other engineering drawings where applicable.
- All services including existing drainage should be accurately located prior to construction. Any proposed plants which appear to be closed to services will be relocated on site under the instruction of the landscape designer/architect.
- All landscaping work to be in strict accordance with the council's landscaping code and guideline.
- All finished levels are to be verified by the contractor on site.
- The Contractor shall take all proper precautions to prevent erosion of soil. Required erosion control measures such as sediment fencing shall be installed properly during landscape construction.
- All drainage works refer to approved stormwater/drainage plan.

2. SOFT LANDSCAPING

- Planting mix for proposed planting shall be "Organic Garden Mix" available from Australian Native Landscapes (ANL), phone 131 458, or approved equivalent. Minimum depth of soil mix to all planting bed areas is 250mm (as specified on details).
- All plant material must be true to the species as specified on plant schedule.
- All new trees (25-200L) shall be double staked using durable hardwood stakes (1800x50x50mm) with Nylon tie (refer to typical tree planting details).
- All new turf areas are to be selected weed-free soft leaf Sir Walter buffalo. All new lawn area shall have minimum 100mm depth of weed-free top soil underlay placed and leveled prior to turfing. Turf shall be laid neatly butted with staggered joints, flush with adjacent surfaces and have even running falls to all drainage points.

3. HARD LANDSCAPING

- All retaining wall / raised planters to be built according to specified levels as per plan.
- Ensure subsurface drainage to be installed inside of all retaining walls.
- Hard surface and paving, including concrete driveway finishing, and decorative pebbles are to be selected by the owner.
- Steel garden edging to be installed as per plan.

4. PLAYGROUND

Ensure compliance of Australian Standards for playgrounds:

- AS 4685 Playground equipment and surfacing
- AS 4422: Playground surfacing - Specifications, requirements and test method
- AS 1428: Design for access and mobility
- AS/NZS 8124 Part 6 (ISO 8124-4:2014, MOD) Safety of toys - Swings, slides and similar activity toys for indoor and outdoor family domestic use
- AS/NZS ISO 31000: Risk management - Principles and guidelines

5. MAINTENANCE

- Maintenance all planted areas for approximately 6 months after planting. This involves regularly maintaining irrigation system and checking conditions of plants.
- New turf areas shall be watered at least twice a week (or more in summer) until grown up 50 mm above the initial planted turf.

PROPOSED PLANT SCHEDULE							
TYPE	ICON	ABB.	BOTANICAL NAME	COMMON NAME	MATURE SIZE (H x W)	QTY.	POT SIZE
CANOPY TREE		TL	<i>Tristaniopsis laurina</i>	Water Gum	8 x 4m	2	75L
SHRUB		SAR	<i>Syzygium australe</i> 'Resilience'	Resilience Lily Pili	1.5-2 x 3-4m	28	300mm
		ASM	<i>Acmena smithii</i> var. <i>minor</i>	Lily Pili	4-6 x 1-2m	23	300mm
		WFZ	<i>Westringia fruticosa</i> 'Zena'	Dwarf Coast Rosemary	1 x 1 m	20	200mm
GROUND COVER		DR	<i>Dichondra repens</i>	Kidney Weed	0.2 x 1m	30	tube
		DSF	<i>Dichondra</i> 'Silver Falls'	Silver Falls	0.2 x 1m	15	140mm
		CCI	<i>Casuarina</i> 'Cousin It'	Cousin It	0.3 x 1m	14	140mm
		DLJ	<i>Dianella caerulea</i> 'Little Jess'	Dianella Little Jess	0.4 x 0.4m	13	140mm

Member of Landscape Design Institute (LDI)

Landscape Architect/Designer: Jason Yi-Kai Chuang
BLArch, MLArch, MSUSD

Studio: 26 Baywater Drive, Wentworth Point NSW 2127
Mobile: 0402 522 425
Phone: (02) 9033 2938
Email: eden.renewed.gardens@gmail.com
Web Site: www.edenrenewed.com

MHANNA ARCHITECTS PTY LTD

Director: Alan Mhanna

Address: 91 Saltash Street
YAGOONA NSW 2199

Mobile: 0405 376 059
Phone: (02) 8078 6652
Email: info@mhannadesign.com
Web: www.mhannadesign.com

LANDSCAPE PLAN

TERMS & CONDITIONS:
This drawing is for landscape design purposes only. All dimensions, levels, and existing plant species must be checked on site and not scaled from this drawing. This drawing is subject to Copyright and must not be reproduced or used in any form without prior written permission from Eden Renewed Gardens and Landscapes.

AMENDMENTS				
ISSUE	REV.	DATE	DESIGN/DRAW	DESCRIPTION
L1	01	20/1/22	JYKC	Issue for DA/CC
	02	26/8/22	JYKC	Issue for DA/CC
	03	30/8/22	JYKC	Issue for DA/CC
	04	10/9/22	JYKC	Issue for DA/CC
	05	14/3/23	JYKC	Issue for DA/CC
	06	11/12/24	JYKC	Issue for CC

PROJECT
Proposed Childcare Centre

OWNER	BUILDING DESIGN Mhanna Architects Pty Ltd	SCALE 1:200 @A3
SITE ADDRESS 83 Kennedy Street PICNIC POINT NSW 2213	JOB NO ER162/24/CC PLAN NO L106	